

5th Sino-German Symposium

Preliminary Program

14th-15th October | Münster Germany

TMJ and Related Skeleton Surgical Treatments

17th-18th October | Innsbruck Austria

Cadaver Training Course

Arthroscopic Discopexy, Open Discopexy, Total Joint Replacement

Host

Duisburg-Essen University IMC International Medical College, Germany
Shanghai Jiao Tong University, School of Medicine, College of Stomatology, China

Scientific Co-organiser

European Association for Cranio-Maxillo-Facial Surgery, Europe
Chinese Stomatological Association, Chinese Society of Oral and Maxillofacial Surgery, China
Shanghai Ninth People's Hospital, Shanghai Jiao Tong University School of Medicine, China
German Surgical Foundation, Germany
National Clinical Research Center for Oral Diseases(Shanghai), China

TMJ and Related Skeleton Surgical Treatments

Venue	Atlantic Hotel Münster (Germany)
Fees onsite 2 days	800.-€ (including coffee break, lunch, reception, certificate)
Fees onsite 1 day	500.-€ (including coffee break, lunch, reception, certificate)
Fees online 2 days	500.-€ (certificate)
Fees online 1 days	300.-€ (certificate)

Fees for currently enrolled students, members for IMC/OREC, IAO, EACMFS

Fees onsite 2 days	500.-€ (including coffee break, lunch, reception, certificate)
Fees online 2 days	300.-€ (certificate)

10% early bird discount will be applied for successful registration made by June 30th, 2024.

The program will be registered and available for participants for 3 weeks online www.imc-orec.de

14th
October

Time	Subject	Speaker
08.30-09.00	Opening Ceremony	Prof. Ulrich Joos Prof. Jan Buer Prof. Chi Yang


Session I: Anterior Disc Displacement and Condylar Resorption

CHAIR: Prof. Günter Lauer, Prof. Dongmei He

Time	Subject	Speaker
09.00-09.30	23 years' surgery data and TMJ originated dentomaxillofacial deformities	Prof. Chi Yang
09.30-09.50	Radiological diagnosis TMJ in MRI	Prof. Gero Kinzinger Dr. Robert Schuon
09.50-10.10	TMJ ADD: surgery or conservative treatment? A RCT study	Dr. Pei Shen
10.10-10.30	Characteristics and morphology of the roof of the glenoid fossa in patients with and without headache symptoms	Prof. Thomas Stamm
10.30- 11.00	Break & industry visit	
11.00-11.20	Surgical and arthroscopic anatomy of TMJ	Prof. Paulo Alexandre da Silva
11.20-11.40	Surgical procedures for arthroscopic surgery	Dr. Xiaohan Liu
11.40-12.00	Open reduction of TMJ disc and outcome (discopexy)	Prof. Andrew Sidebottom
12.00-12.20	Open reduction of TMJ disc	Prof. Dongmei He
12.20-12.40	Staging and treatment protocols for ADD and CR	Dr. Pei Shen
12.40-13.00	Complications of TMJ open and minimally invasive surgery	Prof. Florencio Monje
13.00-13.30	Discussion	
13.30-14.30	Lunch	

Session 2: Condylar Fracture and Ankylosis

CHAIR: Prof. Jozsef Piffko, Prof. Minjie Chen

Time	Subject	Speaker
14.30-14.50	Soft tissue management in DRIF of condylar head fractures – dos and don'ts	Prof. Neff Andreas
14.50-15.10	Condylar fracture: treatment protocol and surgical techniques	Prof. Dongmei He
15.10- 15.30	Endoscopic treatment of condyle fractures	Prof. Günter Lauer
15.30-15.50	Post traumatic condylar fracture management	Prof. Andrew Sidebottom
15.50-16.20	Break & industryvisit	
16.20-16.40	Surgical corrections of TMJ ankylosis with secondary dentofacial deformities	Prof. Songsong Zhu
16.40-17.00	Treatment of TMJ ankylosis---Shanghai protocol	Prof. Dongmei He
17.00-17.20	Discussion	
17.20-17.40	Ruth Erwig Price, German Surgical Foundation  DEUTSCHE CHIRURGIE STIFTUNG Real-time augmented reality annotation for surgical education during laparoscopic surgery: results from a single-center randomized controlled trial and future aspects	Prof. Erhard, Prof. Joos Florentine Hüttel, MD
18.00-19.30	Reception by the mayor of Münster	Atlantic Hotel

Preliminary Program

15th
October



Session 3: TMJ Reconstruction

CHAIR: Pd. Fillies, Prof. Dongmei He

Time	Subject	Speaker
08.30-08.50	Costochondral graft in TMJ reconstruction	Prof. Florencio Monje
08.50-09.10	TMJ reconstruction in children	Prof. Joel Ferri
09.10-09.30	TMJ reconstruction with autogenous graft	Prof. Minjie Chen
09.30-09.50	TMJ reconstruction with prosthesis	Prof. Leonardo P. Faverani
09.50-10.10	How to fix a prosthesis	Prof. Ulrich Joos Dr. Robert Schuon
10.10-10.30	The application of digital guide plate in stock prosthesis replacement	Dr. Guo Bai
10.30-11.00	Break & industry visit	
11.00-11.20	Outcomes of alloplastic TMJ replacement	Prof. Andrew Sidebottom
11.20-11.40	TMJ reconstruction with Yang's customized prosthesis	Dr. Zixian Jiao
11.40-12.00	TMJ reconstruction combined with orthognathic surgery	Dr. Qianyang Xie
12.00-12.20	TMJ-skull base-infratemporal fossa surgery neurosurgical view	Prof. Ulrich Sure
12.20-12.40	TMJ-mandible combined reconstruction	Prof. Minjie Chen
12.40-13.00	Discussion	
13.00-14.00	Lunch	

Session 4: TMJ-Cranio-Jaw Related Clinical Concerns, Orthognathic Surgery

CHAIR: Prof. Andrew Sidebottom, Prof. Shanyong Zhang

Time	Subject	Speaker
14.00-14.20	Complications of TMJ prosthesis	Prof. Florencio Monje
14.20-14.40	TMJ tumors and condyle reconstruction	Prof. József Piffkó
14.40-15.00	TMJ-skull base-ear complex and integrating disciplines	Prof. Chi Yang
15.00-15.20	Application of TMJ-skull base combined prosthesis	Dr. Jisi Zheng
15.20-15.40	Break & industry visit	
15.40-16.00	Joint-jaw-occlusion complex and integrating disciplines	Prof. Chi Yang
16.00-16.20	Disc repositioning and orthognathic surgery	Dr. Qianyang Xie
16.20-16.40	TMJ resorption and orthognathic surgery	PD Thomas Fillies, Prof. Ulrich Joos
16.40-17.00	TMJ and orthognathic surgery	Dr. Bernhard Weiland, Prof. Günter Lauer
17.00-17.30	Does orthognathic surgery cure TMJ pain? - The patient's perspective one year post treatment	Prof. Thomas Stamm
17.30-18.00	Discussion and closing ceremony	Prof. Ulrich Joos, Prof. Chi Yang

Faculty

Prof. Chi Yang	Oral maxillofacial surgeon	Vice Dean, Shanghai Jiao Tong University, School of Medicine, College of Stomatology. Department of Oral Surgery, Shanghai Ninth People's Hospital, China 
Prof. Gero Kinzinger	Orthodontist	Professor, IMC University Duisburg-Essen, Germany 
Dr. Pei Shen	Orthodontist	Attending doctor, Department of Oral Surgery, Shanghai Ninth People's Hospital, China 
Prof. Thomas Stamm	Orthodontist	Senior Lecturer, Orthodontic Department, University Hospital Münster, Germany 
Prof. Paulo Alexandre da Silva	Oral maxillofacial surgeon	Surgeon and Medical Doctor, Department of Oral and Maxillofacial Surgery and Traumatology (DMFST), Medical Center, Hospital Vivalle São José dos Campos, São José dos Campos, SP, Brazil 
Dr. Leonardo P. Faverani	Oral maxillofacial surgeon	Associate Professor, Department of Diagnosis and Surgery, Division of Oral and Maxillofacial Surgery and Implantology, São Paulo State University (UNESP), Brazil 
Prof. Florencio Monje	Oral maxillofacial surgeon	Director. Department of Oral and Maxillofacial Surgery, Medical School Extremadura University, Badajoz, Spain 
Prof. Joel Ferri	Maxillofacial surgeon	Director and Chairman, Maxillo-Facial Department, University Hospital Lille, France 
Prof. Songsong Zhu	Oral maxillofacial surgeon	Chairman, Department of Orthognathic and TMJ Surgery, West China Hospital of Stomatology, Sichuan University, Chengdu, China 
Prof. Minjie Chen	Oral maxillofacial surgeon	Professor, Department of Oral Surgery, Shanghai Ninth People's Hospital, China 
Prof. Dongmei He	Oral maxillofacial surgeon	Professor, Department of Oral Surgery, Shanghai Ninth People's Hospital, China 
Prof. Andrew Sidebottom	Oral maxillofacial surgeon	Director and Chairman, Maxillofacial Department, Nottingham University Hospital, Nottingham, UK 
Prof. Jozsef Piffko	Maxillofacial surgeon	Director and Chairman, Maxillofacial Department, University Hospital Szegeed, Hungary 
Prof. Ulrich Sure	Neurosurgeon	Director and Chairman, Neurosurgical Department, University Hospital Essen, Germany 
Prof. Andreas Neff	Maxillofacial surgeon	Director and Chairman, Maxillofacial Department, University Hospital Marburg, Germany 
Prof. Günter Lauer	Maxillofacial surgeon	Director and Chairman, Department of Oral and Maxillofacial Surgery, University Hospital Carl-Gustav-Carus Technische Universität Dresden, Germany 
Prof. Thomas Fillies	Maxillofacial surgeon	Director, Maxillo-Facial Department, Marienhospital Stuttgart, Germany 
Prof. Ulrich Joos	Maxillofacial surgeon	Director and Chairman em. Maxillo-Facial Department, University Hospital Münster, Germany International Medical College University Duisburg-Essen, Germany 
Dr. Robert Schuon	ENT Surgeon	Senior Lecturer, Medical University Hannover, Germany International Medical College University Duisburg Essen, Germany 
Dr. Bernhard Weiland	Maxillofacial surgeon	Surgeon and Medical Doctor, Department of Oral and Maxillofacial Surgery, University Hospital Carl-Gustav-Carus Technische Universität Dresden, Germany 
Prof. Shanyong Zhang	Oral maxillofacial surgeon	Professor, Department of Oral Surgery, Shanghai Ninth People's Hospital, China 
Dr. Zixian Jiao	Oral maxillofacial surgeon	Attending doctor, Department of Oral Surgery, Shanghai Ninth People's Hospital, China 
Dr. Jisi Zheng	Oral maxillofacial surgeon	Attending doctor, Department of Oral Surgery, Shanghai Ninth People's Hospital, China 
Dr. Qianyang Xie	Orthodontist	Attending doctor, Department of Oral Surgery, Shanghai Ninth People's Hospital, China 
Dr. Xiaohan Liu	Oral maxillofacial surgeon	Attending doctor, Department of Oral Surgery, Shanghai Ninth People's Hospital, China 
Dr. Guo Bai	Oral maxillofacial surgeon	Attending doctor, Department of Oral Surgery, Shanghai Ninth People's Hospital, China 

Cadaver Training Course

Arthroscopic Discopexy, Open Discopexy, Total Joint Replacement

Chairman and Clinical instructor Prof. Dr. Chi Yang

Co-Chairman Univ. Prof. Dr. Dr. Dr. h. c. mult. Ulrich Joos

Venue Innsbruck Medical University (Austria)

Course fees 2,500.-€ (The course fee includes coffee breaks and lunches on course days.)

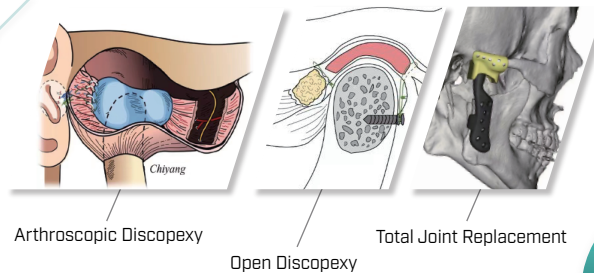
Attendees Limited to max.23

Course Introduction

This course will deepen the participants' understanding of the TMJ and surrounding anatomical structures in the form of fresh cadaveric hands-on exercises. On this basis, the course will train the surgical operations of **Arthroscopic Discopexy, Open Discopexy, and Total Joint Replacement**, with the goal of enabling each participant to understand the principles of the surgery and to enhance the ability of the surgical operations.

Contents of Training

1. Arthroscopic Discopexy
2. Open Discopexy
3. Total Joint Replacement



Course Schedule

17-18th
October

Time	Course	Details
8:30-12:00	Arthroscopic Discopexy	Demonstration: 30mins Participant training: 3 hours
13:00-15:00	Open Discopexy	Demonstration: 30mins Participant training: 1.5 hours
15:00-18:00	Total Joint Replacement	Demonstration Customized prosthesis: 30mins (with endoscopic assisted) Stock prosthesis: 30mins (Intermaxillary ligation) Participant training: 2 hours





Prof. Dr. **Chi Yang**


*THE INVENTOR OF "CHINA MAGIC"—
YANG'S ARTHROSCOPIC DISCOPEXY*

*ONE OF THE MOST EXPERIENCED ENDOSCOPIC
SURGEONS IN TMJ SKELETON TREATMENTS AROUND
THE WORLD WITH MORE THAN 10,000 ARTHROSCOPIC
SURGERIES AND 5,000 OPEN SURGERIES HAVING
BEEN COMPLETED UP TO DATE.*

Chi Yang, PhD, MD, DDS, Vice Dean of Shanghai Jiao Tong University, School of Medicine, College of Stomatology. Chairman of the Chinese Association of Oral and Maxillofacial Surgery, and international member of the American and European Society of Temporomandibular Joint Surgeons.

Clinically, he specializes in the temporomandibular joint diseases and related dentofacial deformities. His primary focus is on the TMJ disc displacement, idiopathic condylar resorption, trauma, ankylosis, TMJ tumors. His innovative technique of arthroscopic discopexy has been praised as "China Magic" by internationally renowned peers. Up to now, more than 10,000 arthroscopic surgeries and 5,000 open surgeries have been completed.

Prof. Yang has been invited to the international conferences as speaker for 24 times including 36 topics, also performed live surgery in 11 countries for 23 times in the recent years. Professor Yang has accomplished more than 20 scientific research grants, published more than 300 papers including 140 SCI papers and edited 24 books.



Univ. Prof. Dr. med. Dr.
med. dent. Dr. h.c. mult.

Ulrich Joos

Univ. Prof. Dr. med. Dr. med. dent. Dr. h.c. mult. Ulrich Joos has been the head of the Department of Oral and Cranio-maxillofacial and Plastic and Reconstructive Surgery at the Westphalian Wilhelms University of Münster for over 20 years. Since 2003, he has been the dean and scientific director of International Medical College (IMC) of the University of Duisburg-Essen.

Prof. Joos is an authority of international reputation on the developmental disorders of the cranio-maxillofacial area. He has trained more than 300 oral and maxillofacial specialists. He is the member of several European and international scientific associations, among others, he is Honorary member by election Royal College of Surgeons London, Doctor Honoris Causae of Semmelweis University Budapest, and the former president of the European Association for Cranio-maxillofacial Surgery.

Prof. Joos has accomplished 225 scientific publications, 20 book contributions. And delivered approx. 1,000 international scientific lectures.

Sponsor

DENFAC[®] Gaofeng Medical Equipment (Wuxi) Co., Ltd

SIKEENT[®] Shanghai Songjia Medical Technology Co., Ltd
Brand: SIKEENT

RIGS[®] Shanghai RiGS Medical Instrument Co.,Ltd

B|BRAUN
SHARING EXPERTISE B. Braun Melsungen AG

MIB[§] MIB GmbH
Medizin-Information
und Beratung MIB GmbH (Medizin Information und Beratung)